



Photography, 3D Model Images and Accurate Visual Representations (AVRs)

Ely Valley Solar

May 2025





Site Extents



Viewing Information

This photograph and visualisation is a cylindrical projection panorama. Hold this sheet at a comfortable arm's length from your eyes and curve the image through 90° and turn head to view. Alternatively, the visualisation can be laid flat and viewed by scanning left or right parallel to the sheet maintaining a 50cm viewing distance between your eye and the page.

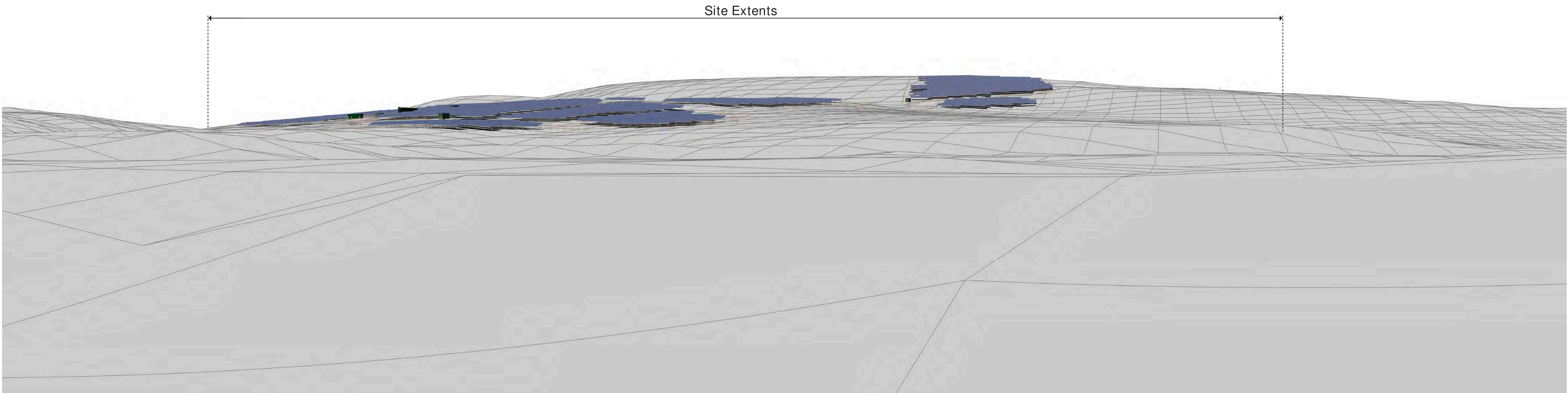
This visualisation is a tool for assessment and is best used for comparison in the field from the viewpoint location shown. It cannot be considered a substitute for visiting the viewpoint location.

Printing Note

This viewpoint visualisation is spread across a single sheet 841mm wide and 297mm high. To give the correct viewing distance the sheet should be printed at a scale of 1:1 on large format paper and cut to size. Do not print at A3



Ely Valley Solar Farm LVA
Viewpoint 1
Existing View



Viewing Information

This photograph and visualisation is a cylindrical projection panorama. Hold this sheet at a comfortable arm's length from your eyes and curve the image through 90° and turn head to view. Alternatively, the visualisation can be laid flat and viewed by scanning left or right parallel to the sheet maintaining a 50cm viewing distance between your eye and the page.

This visualisation is a tool for assessment and is best used for comparison in the field from the viewpoint location shown. It cannot be considered a substitute for visiting the viewpoint location.

Printing Note


This viewpoint visualisation is spread across a single sheet 841mm wide and 297mm high. To give the correct viewing distance the sheet should be printed at a scale of 1:1 on large format paper and cut to size. Do not print at A3



Ely Valley Solar Farm LVA

Viewpoint 1
3D Model View







Viewing Information

This photograph and visualisation is a cylindrical projection panorama. Hold this sheet at a comfortable arm's length from your eyes and curve the image through 90° and turn head to view. Alternatively, the visualisation can be laid flat and viewed by scanning left or right parallel to the sheet maintaining a 50cm viewing distance between your eye and the page.

This visualisation is a tool for assessment and is best used for comparison in the field from the viewpoint location shown. It cannot be considered a substitute for visiting the viewpoint location.

Printing Note

This viewpoint visualisation is spread across a single sheet 841mm wide and 297mm high. To give the correct viewing distance the sheet should be printed at a scale of 1:1 on large format paper and cut to size. Do not print at A3



Ely Valley Solar Farm LVA

Viewpoint 1
3D Model Composite View



Viewing Information

This photograph and visualisation is a cylindrical projection panorama. Hold this sheet at a comfortable arm's length from your eyes and curve the image through 90° and turn head to view. Alternatively, the visualisation can be laid flat and viewed by scanning left or right parallel to the sheet maintaining a 50cm viewing distance between your eye and the page.

This visualisation is a tool for assessment and is best used for comparison in the field from the viewpoint location shown. It cannot be considered a substitute for visiting the viewpoint location.


Printing Note

This viewpoint visualisation is spread across a single sheet 841mm wide and 297mm high. To give the correct viewing distance the sheet should be printed at a scale of 1:1 on large format paper and cut to size. Do not print at A3



Ely Valley Solar Farm LVA
Viewpoint 1
Photomontage (AVR3)






Viewing Information

This photograph and visualisation is a cylindrical projection panorama. Hold this sheet at a comfortable arm's length from your eyes and curve the image through 90° and turn head to view. Alternatively, the visualisation can be laid flat and viewed by scanning left or right parallel to the sheet maintaining a 50cm viewing distance between your eye and the page.

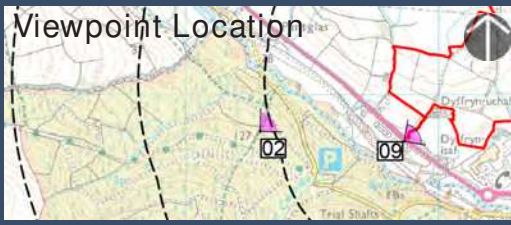
This visualisation is a tool for assessment and is best used for comparison in the field from the viewpoint location shown. It cannot be considered a substitute for visiting the viewpoint location.

Printing Note

This viewpoint visualisation is spread across a single sheet 841mm wide and 297mm high. To give the correct viewing distance the sheet should be printed at a scale of 1:1 on large format paper and cut to size. **Do not print at A3**



Viewpoint Location



Ely Valley Solar Farm LVA


Viewpoint 2

Existing View

Reproduced from OS digital map data © Crown copyright 2025. All rights reserved. Licence number 0100031673. All Photography and Geo-Referencing undertaken by MSEnvision and fully compliant with LI TGN 06/19. www.msenvision.co.uk Type 4 Accuracy/AVR Type 3

Ely Valley LVA







Viewing Information

This photograph and visualisation is a cylindrical projection panorama. Hold this sheet at a comfortable arm's length from your eyes and curve the image through 90° and turn head to view. Alternatively, the visualisation can be laid flat and viewed by scanning left or right parallel to the sheet maintaining a 50cm viewing distance between your eye and the page.

This visualisation is a tool for assessment and is best used for comparison in the field from the viewpoint location shown. It cannot be considered a substitute for visiting the viewpoint location.

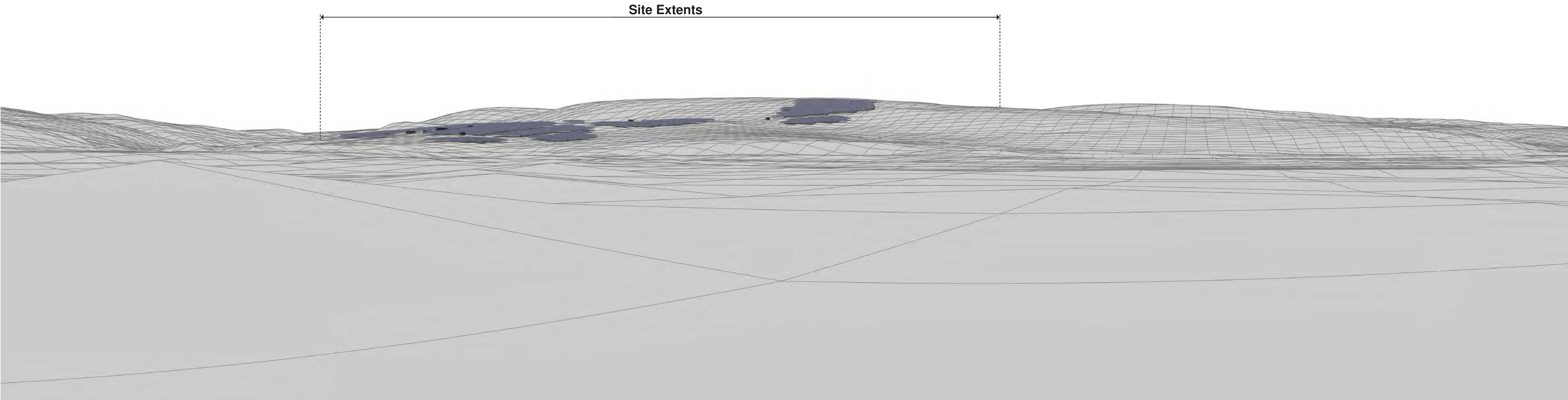
Printing Note

This viewpoint visualisation is spread across a single sheet 841mm wide and 297mm high. To give the correct viewing distance the sheet should be printed at a scale of 1:1 on large format paper and cut to size. Do not print at A3



Ely Valley Solar Farm LVA

Viewpoint 3
Existing View



Viewing Information

This photograph and visualisation is a cylindrical projection panorama. Hold this sheet at a comfortable arm's length from your eyes and curve the image through 90° and turn head to view. Alternatively, the visualisation can be laid flat and viewed by scanning left or right parallel to the sheet maintaining a 50cm viewing distance between your eye and the page.

This visualisation is a tool for assessment and is best used for comparison in the field from the viewpoint location shown. It cannot be considered a substitute for visiting the viewpoint location.


Printing Note


This viewpoint visualisation is spread across a single sheet 841mm wide and 297mm high. To give the correct viewing distance the sheet should be printed at a scale of 1:1 on large format paper and cut to size. **Do not print at A3**



Ely Valley Solar Farm LVA

Viewpoint 3 3D Model View







Viewing Information

This photograph and visualisation is a cylindrical projection panorama. Hold this sheet at a comfortable arm's length from your eyes and curve the image through 90° and turn head to view. Alternatively, the visualisation can be laid flat and viewed by scanning left or right parallel to the sheet maintaining a 50cm viewing distance between your eye and the page.

This visualisation is a tool for assessment and is best used for comparison in the field from the viewpoint location shown. It cannot be considered a substitute for visiting the viewpoint location.

Printing Note

This viewpoint visualisation is spread across a single sheet 841mm wide and 297mm high. To give the correct viewing distance the sheet should be printed at a scale of 1:1 on large format paper and cut to size. **Do not print at A3**



Ely Valley Solar Farm LVA

Viewpoint 3
3D Model Composite View



Viewing Information

This photograph and visualisation is a cylindrical projection panorama. Hold this sheet at a comfortable arm's length from your eyes and curve the image through 90° and turn head to view. Alternatively, the visualisation can be laid flat and viewed by scanning left or right parallel to the sheet maintaining a 50cm viewing distance between your eye and the page.

This visualisation is a tool for assessment and is best used for comparison in the field from the viewpoint location shown. It cannot be considered a substitute for visiting the viewpoint location.

Printing Note

This viewpoint visualisation is spread across a single sheet 841mm wide and 297mm high. To give the correct viewing distance the sheet should be printed at a scale of 1:1 on large format paper and cut to size. Do not print at A3



Ely Valley Solar Farm LVA

Viewpoint 3 Photomontage (AVR3)



Viewing Information

This photograph and visualisation is a cylindrical projection panorama. Hold this sheet at a comfortable arm's length from your eyes and curve the image through 90° and turn head to view. Alternatively, the visualisation can be laid flat and viewed by scanning left or right parallel to the sheet maintaining a 50cm viewing distance between your eye and the page.

This visualisation is a tool for assessment and is best used for comparison in the field from the viewpoint location shown. It cannot be considered a substitute for visiting the viewpoint location.

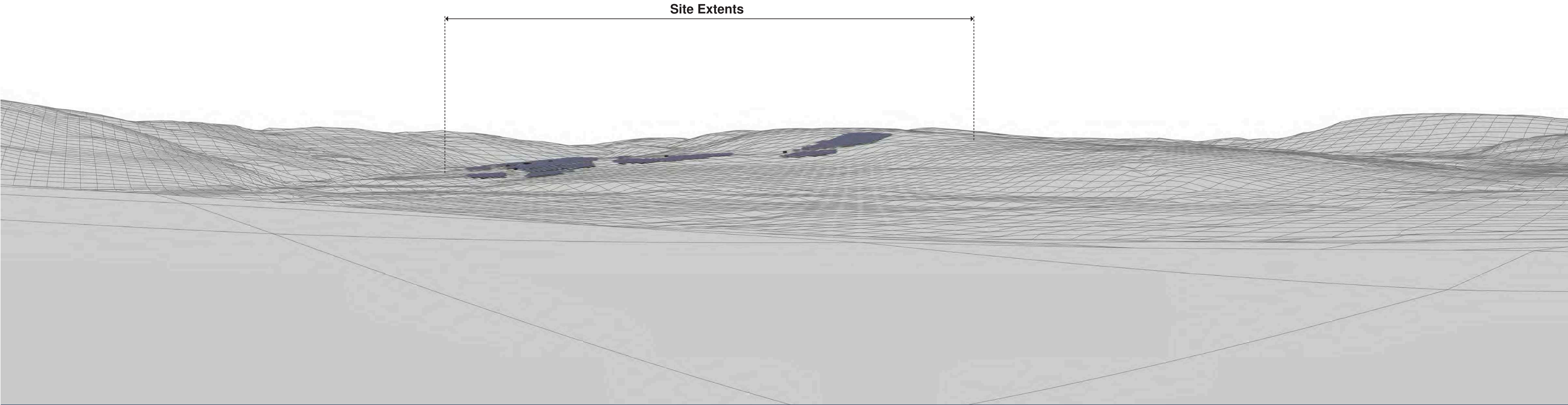
Printing Note


This viewpoint visualisation is spread across a single sheet 841mm wide and 297mm high. To give the correct viewing distance the sheet should be printed at a scale of 1:1 on large format paper and cut to size. **Do not print at A3**


Viewpoint Location

Ely Valley Solar Farm LVA

**Viewpoint 4
Existing View**








Viewing Information

This photograph and visualisation is a cylindrical projection panorama. Hold this sheet at a comfortable arm's length from your eyes and curve the image through 90° and turn head to view. Alternatively, the visualisation can be laid flat and viewed by scanning left or right parallel to the sheet maintaining a 50cm viewing distance between your eye and the page.

This visualisation is a tool for assessment and is best used for comparison in the field from the viewpoint location shown. It cannot be considered a substitute for visiting the viewpoint location.

Printing Note

This viewpoint visualisation is spread across a single sheet 841mm wide and 297mm high. To give the correct viewing distance the sheet should be printed at a scale of 1:1 on large format paper and cut to size. **Do not print at A3**



Ely Valley Solar Farm LVA

Viewpoint 4

3D Model Composite View