



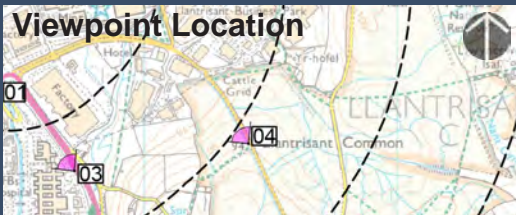
Viewing Information

This photograph and visualisation is a cylindrical projection panorama. Hold this sheet at a comfortable arm's length from your eyes and curve the image through 90° and turn head to view. Alternatively, the visualisation can be laid flat and viewed by scanning left or right parallel to the sheet maintaining a 50cm viewing distance between your eye and the page.

This visualisation is a tool for assessment and is best used for comparison in the field from the viewpoint location shown. It cannot be considered a substitute for visiting the viewpoint location.

Printing Note


This viewpoint visualisation is spread across a single sheet 841mm wide and 297mm high. To give the correct viewing distance the sheet should be printed at a scale of 1:1 on large format paper and cut to size. **Do not print at A3**



Ely Valley Solar Farm LVA

Viewpoint 4
Photomontage (AVR3)





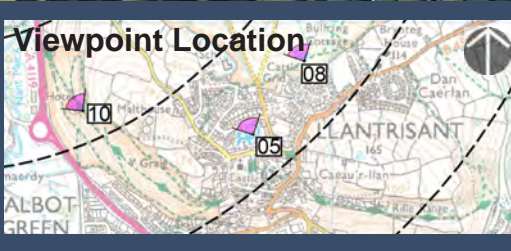

Viewing Information

This photograph and visualisation is a cylindrical projection panorama. Hold this sheet at a comfortable arm's length from your eyes and curve the image through 90° and turn head to view. Alternatively, the visualisation can be laid flat and viewed by scanning left or right parallel to the sheet maintaining a 50cm viewing distance between your eye and the page.

This visualisation is a tool for assessment and is best used for comparison in the field from the viewpoint location shown. It cannot be considered a substitute for visiting the viewpoint location.

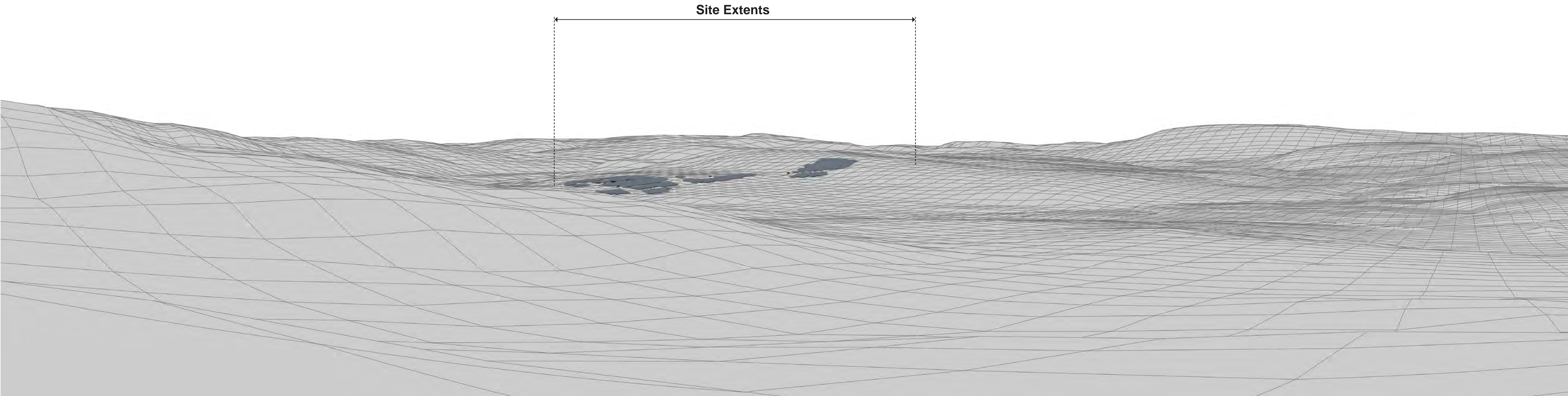
Printing Note

This viewpoint visualisation is spread across a single sheet 841mm wide and 297mm high. To give the correct viewing distance the sheet should be printed at a scale of 1:1 on large format paper and cut to size. Do not print at A3




Ely Valley Solar Farm LVA

**Viewpoint 5
Existing View**







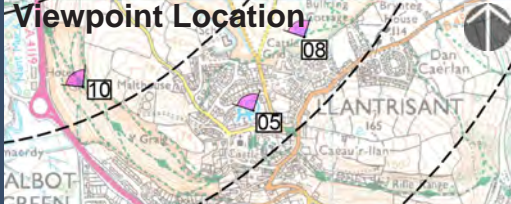

Viewing Information

This photograph and visualisation is a cylindrical projection panorama. Hold this sheet at a comfortable arm's length from your eyes and curve the image through 90° and turn head to view. Alternatively, the visualisation can be laid flat and viewed by scanning left or right parallel to the sheet maintaining a 50cm viewing distance between your eye and the page.

This visualisation is a tool for assessment and is best used for comparison in the field from the viewpoint location shown. It cannot be considered a substitute for visiting the viewpoint location.

Printing Note

This viewpoint visualisation is spread across a single sheet 841mm wide and 297mm high. To give the correct viewing distance the sheet should be printed at a scale of 1:1 on large format paper and cut to size. Do not print at A3




Ely Valley Solar Farm LVA

Viewpoint 5

3D Model Composite View





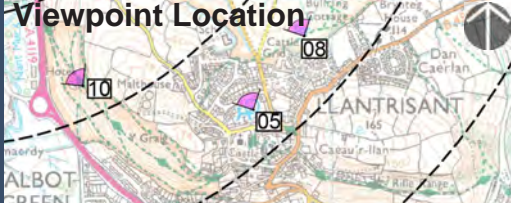

Viewing Information

This photograph and visualisation is a cylindrical projection panorama. Hold this sheet at a comfortable arm's length from your eyes and curve the image through 90° and turn head to view. Alternatively, the visualisation can be laid flat and viewed by scanning left or right parallel to the sheet maintaining a 50cm viewing distance between your eye and the page.

This visualisation is a tool for assessment and is best used for comparison in the field from the viewpoint location shown. It cannot be considered a substitute for visiting the viewpoint location.

Printing Note

This viewpoint visualisation is spread across a single sheet 841mm wide and 297mm high. To give the correct viewing distance the sheet should be printed at a scale of 1:1 on large format paper and cut to size. **Do not print at A3**



Ely Valley Solar Farm LVA

Viewpoint 5
Photomontage (AVR3)



Site Extents

Viewing Information

This photograph and visualisation is a cylindrical projection panorama. Hold this sheet at a comfortable arm's length from your eyes and curve the image through 90° and turn head to view. Alternatively, the visualisation can be laid flat and viewed by scanning left or right parallel to the sheet maintaining a 50cm viewing distance between your eye and the page.

This visualisation is a tool for assessment and is best used for comparison in the field from the viewpoint location shown. It cannot be considered a substitute for visiting the viewpoint location.

Printing Note

This viewpoint visualisation is spread across a single sheet 841mm wide and 297mm high. To give the correct viewing distance the sheet should be printed at a scale of 1:1 on large format paper and cut to size. Do not print at A3

Viewpoint Location

Ely Valley Solar Farm LVA

Viewpoint 6
Existing View





Viewing Information

This photograph and visualisation is a cylindrical projection panorama. Hold this sheet at a comfortable arm's length from your eyes and curve the image through 90° and turn head to view. Alternatively, the visualisation can be laid flat and viewed by scanning left or right parallel to the sheet maintaining a 50cm viewing distance between your eye and the page.

This visualisation is a tool for assessment and is best used for comparison in the field from the viewpoint location shown. It cannot be considered a substitute for visiting the viewpoint location.

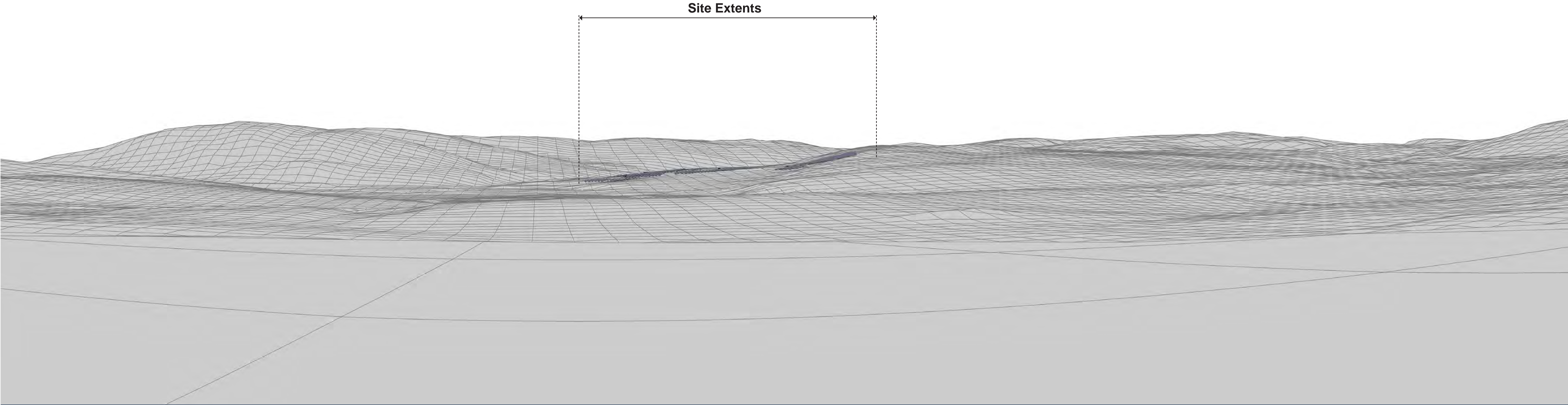
Printing Note

This viewpoint visualisation is spread across a single sheet 841mm wide and 297mm high. To give the correct viewing distance the sheet should be printed at a scale of 1:1 on large format paper and cut to size. **Do not print at A3**



Ely Valley Solar Farm LVA

**Viewpoint 7
Existing View**



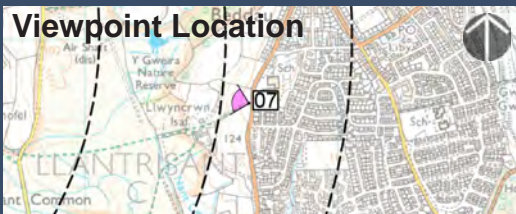
Viewing Information

This photograph and visualisation is a cylindrical projection panorama. Hold this sheet at a comfortable arm's length from your eyes and curve the image through 90° and turn head to view. Alternatively, the visualisation can be laid flat and viewed by scanning left or right parallel to the sheet maintaining a 50cm viewing distance between your eye and the page.

This visualisation is a tool for assessment and is best used for comparison in the field from the viewpoint location shown. It cannot be considered a substitute for visiting the viewpoint location.

Printing Note

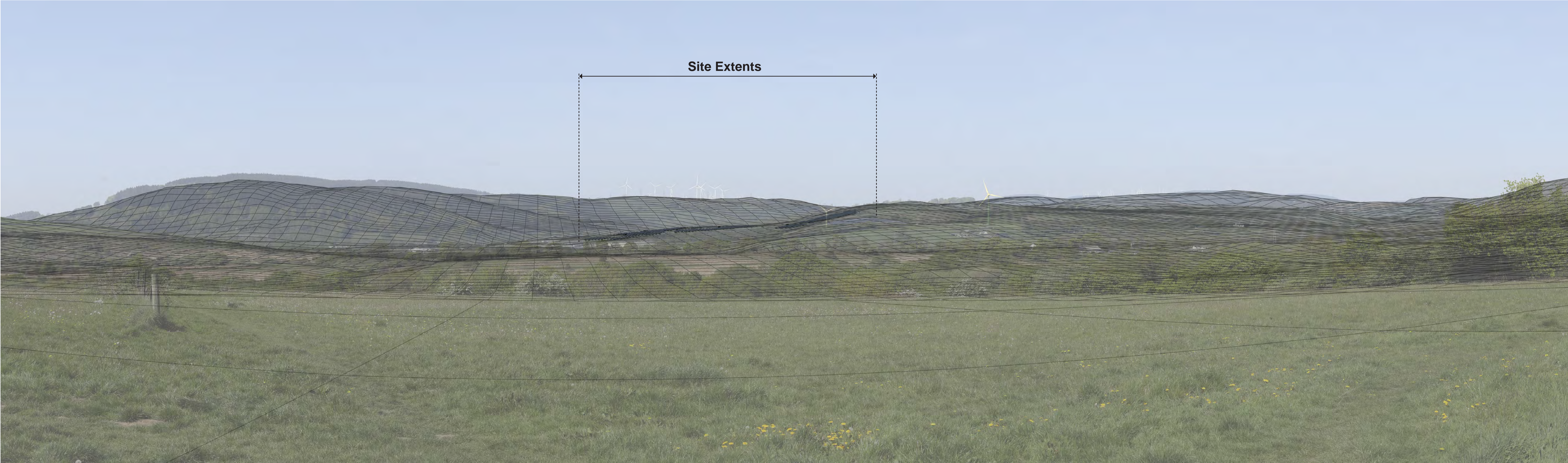
This viewpoint visualisation is spread across a single sheet 841mm wide and 297mm high. To give the correct viewing distance the sheet should be printed at a scale of 1:1 on large format paper and cut to size. Do not print at A3



Ely Valley Solar Farm LVA

Viewpoint 7

3D Model View





Viewing Information

This photograph and visualisation is a cylindrical projection panorama. Hold this sheet at a comfortable arm's length from your eyes and curve the image through 90° and turn head to view. Alternatively, the visualisation can be laid flat and viewed by scanning left or right parallel to the sheet maintaining a 50cm viewing distance between your eye and the page.

This visualisation is a tool for assessment and is best used for comparison in the field from the viewpoint location shown. It cannot be considered a substitute for visiting the viewpoint location.

Printing Note

This viewpoint visualisation is spread across a single sheet 841mm wide and 297mm high. To give the correct viewing distance the sheet should be printed at a scale of 1:1 on large format paper and cut to size. **Do not print at A3**



Viewpoint Location



Ely Valley Solar Farm LVA

Viewpoint 7

3D Model Composite View



Viewing Information

This photograph and visualisation is a cylindrical projection panorama. Hold this sheet at a comfortable arm's length from your eyes and curve the image through 90° and turn head to view. Alternatively, the visualisation can be laid flat and viewed by scanning left or right parallel to the sheet maintaining a 50cm viewing distance between your eye and the page.

This visualisation is a tool for assessment and is best used for comparison in the field from the viewpoint location shown. It cannot be considered a substitute for visiting the viewpoint location.

Printing Note

This viewpoint visualisation is spread across a single sheet 841mm wide and 297mm high. To give the correct viewing distance the sheet should be printed at a scale of 1:1 on large format paper and cut to size. Do not print at A3



Ely Valley Solar Farm LVA
Viewpoint 7
Photomontage (AVR3)





Viewing Information

This photograph and visualisation is a cylindrical projection panorama. Hold this sheet at a comfortable arm's length from your eyes and curve the image through 90° and turn head to view. Alternatively, the visualisation can be laid flat and viewed by scanning left or right parallel to the sheet maintaining a 50cm viewing distance between your eye and the page.

This visualisation is a tool for assessment and is best used for comparison in the field from the viewpoint location shown. It cannot be considered a substitute for visiting the viewpoint location.

Printing Note

This viewpoint visualisation is spread across a single sheet 841mm wide and 297mm high. To give the correct viewing distance the sheet should be printed at a scale of 1:1 on large format paper and cut to size. Do not print at A3



Viewpoint Location



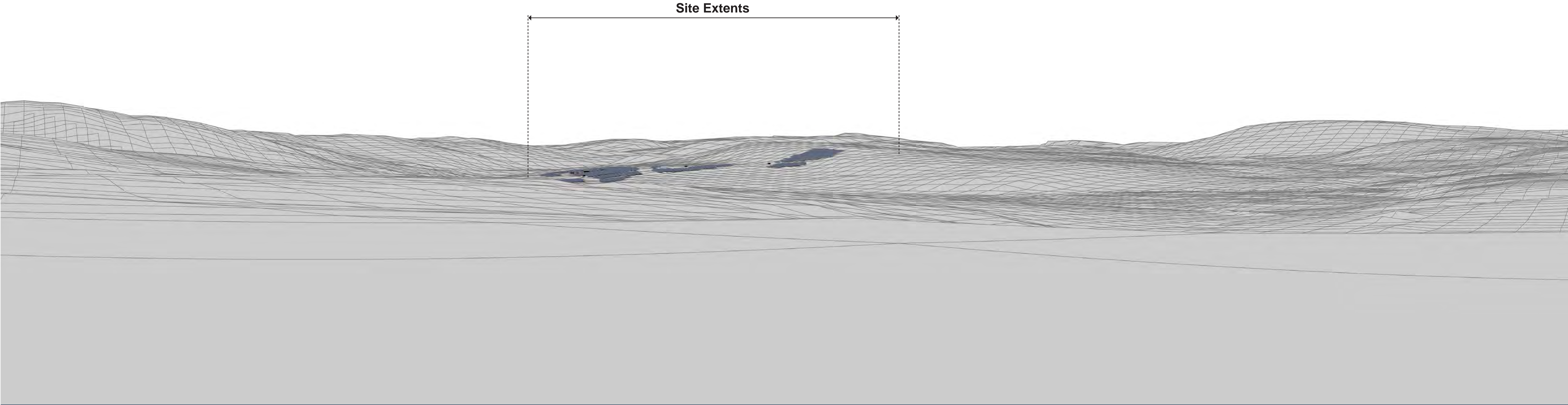
Ely Valley Solar Farm LVA

Viewpoint 8

Existing View

Reproduced from OS digital map data © Crown copyright 2025. All rights reserved. Licence number 0100031673. All Photography and Geo-Referencing undertaken by MSEnvision and fully compliant with LI TGN 06/19. www.msenvision.co.uk Type 4 Accuracy/AVR Type 3

Ely Valley LVA





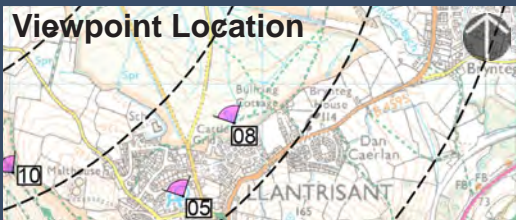
Viewing Information

This photograph and visualisation is a cylindrical projection panorama. Hold this sheet at a comfortable arm's length from your eyes and curve the image through 90° and turn head to view. Alternatively, the visualisation can be laid flat and viewed by scanning left or right parallel to the sheet maintaining a 50cm viewing distance between your eye and the page.

This visualisation is a tool for assessment and is best used for comparison in the field from the viewpoint location shown. It cannot be considered a substitute for visiting the viewpoint location.

Printing Note

This viewpoint visualisation is spread across a single sheet 841mm wide and 297mm high. To give the correct viewing distance the sheet should be printed at a scale of 1:1 on large format paper and cut to size. Do not print at A3



Ely Valley Solar Farm LVA

Viewpoint 8

3D Model Composite View